

Focus® Rider Autoscrubbers®



Trusted. Reliable. Efficient.

A Nilfisk-Advance Brand

Clarke®

The Focus® Rider Autoscrubbers® are available in 3 convenient scrub decks - BOOST®, disc and cylindrical!

32" BOOST® Model – Best for all purpose scrubbing, chemical-free stripping and wet screening!

The Focus rider scrubber is available with a 14" x 32" rectangular BOOST scrub deck that employs an orbital motion of 2250 RPM. This high speed agitation requires less pad pressure and attacks the dirt from multiple directions as it passes over the floor.

With BOOST, cleaning solution is introduced in front of the rectangular scrubbing pad. The orbital action contains the cleaning solution in the pad and carries it for the full length of the pad. Compared to traditional disc scrubbers that sling water away from the pad, BOOST's efficient use of the cleaning solution results in **solution savings of 50% to 70%**.

This savings in clean water also translates into a 50% to 70% reduction in waste water, which reduces waste water removal costs and is environmentally friendly.

The overall savings by using BOOST is significant –

- 50% - 70% less solution consumption.
- Strip floors using only water!
- 25% increase in battery runtime.
- 40% increase in pad life.
- Less down time because of fewer empty and refill cycles.
- Cleaner floors equal more effective burnishing to extend strip and re-coat cycles.
- BOOST can also wet screen your gym floors!



Close edge cleaning is accomplished with the unique rectangular shape of the cleaning pad. Get close to carpet and avoid water sling as well.

The unique BOOST pad is rectangular, not round, and provides consistent contact across the cleaning path. Two round pads have less contact area in the center and on the edges.

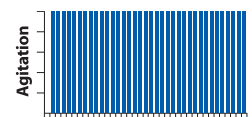
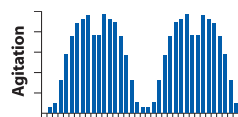


Watch BOOST in action at:
www.youtube.com

Search: Clarke BOOST



BOOST Technology is certified by Clarke as a "green technology" through measured internal testing against similar machines. Clarke® is serious about designing and manufacturing products that are measurably superior to competitive offerings in the industry.



One Way Directional Scrubbing of Conventional Disc Machines

Multi-Directional Scrubbing by BOOST Orbital Pad Scrubber


28" or 34" Disc Model – *Wide scrub path for high productivity in large areas.*



The Vaccu-Track™ side squeegee (U.S. Patent No. 7,185,397) tracks behind the extended scrub deck for complete solution pick up, even on turns, leaving the floor dry and safe.



Best in class edge cleaning is accomplished with the retractable scrub deck and the Vaccu-Track side squeegee to eliminate additional cleaning steps.



Gimbal mounted pad drivers and DoubleScrub brushes follow the contours of uneven floors. 300 RPM brush motors ramp up to speed for longer component life.

28" Cylindrical Model – *Grouted or tiled floors!*

The cylindrical model of the Focus rider offers a 28" cleaning path with wet sweeping capabilities. The cylindrical model is **THE** machine for grouted or imperfect floors. The deep scrubbing of dual 6" counter-rotating cylindrical brushes provide not only the best cleaning possible, but also eliminates the labor consuming chore of sweeping. Optional poly, nylon, and grit brushes are available.



Two 6 inch diameter, counter rotating brushes are easy to service without any tools.



Wet sweeping debris is accumulated in a large and easy to empty hopper.


Some great key features to all Focus Riders!



Optional deluxe seat for added operator comfort.



The Status Display Screen provides a visual reference for all machine functions, settings, and diagnostics. The optional low solution / high recovery lights provide an additional indicator to maximize productivity.



The battery compartment is located directly under the seat. Easy access to the compartment is great for battery maintenance and installation.

Focus® Rider Autoscrubbers®



KEY FEATURES

- Effortless agility
- Best traction with rear transaxle drive
- One touch scrubbing control
- Complete water pick-up on turns with patented Vaccu-Track™ side squeegee - U.S. Patent No. 7,185,397
- Standard on-board battery charger
- Closest edge cleaning

SPECIFICATIONS

	28" Disc	34" Disc	28" Cylindrical	32" BOOST®
Part Number	00318K	00319K	00343K	00344K
Cleaning Swath	28" (71 cm)	34" (86 cm)	28" (71 cm)	32" (81.3 cm)
Power Supply	36 Volt System using (6) 6 Volt 242, 310, or 380 AH deep cycle batteries			
Battery Charger	Fully automatic on-board charger, 115V (60 Hz) or 230V (50 Hz)			
Brush Motors	(1) 2 hp (1.5 kW) driving two right angle gearboxes	(1) 2.5 hp (1.9 kW) driving two right angle gearboxes	(2) .75 hp (.56 kW)	(2) .75 hp (.56 kW)
Brush Size/Speed	(2) 14" (36 cm) at 300 RPM	(2) 17" (43 cm) at 300 RPM	(2) 6" x 28" (15.2 x 71.1 cm) at 300 RPM	(1) 14" x 32" (35.6 x 81.3 cm) at 2250 RPM
Brush Pressure	125 - 225 lbs. (57-102 kg)		90-130 lbs. (41-59 kg)	115-155 lbs. (52-70 kg)
Traction Drive Motor	1.5 hp (1.1 kW) transaxle powering (2) 10" (25.4 cm) diameter rear wheels			
Traverse Speed (Max.)	4.1 mph (forward); 1.6 mph (reverse)			
Maximum Cleaning Grade	6 degrees			
Vacuum Motor	1 hp (.75 kW), 3-stage tangential discharge			
Noise Level	70 dB(A)			
Solution Tank	30 gallons (113 L)			
Recovery Tank	30 gallons (113 L)			
Dimensions (L x W)	65" x 33" (165 x 84 cm)	65" x 35.5" (165 x 90 cm)	65" x 30" (165 x 76 cm)	65" x 33" (165 x 84 cm)
Height	56" (142 cm)			
Min. Aisle Cleaning Grade	6 degrees			
Weight with batt. & solution	1478 lbs. (670 kg)	1498 lbs. (679 kg)	1498 lbs. (679 kg)	1488 lbs. (675 kg)
Warranty	Polydur® Tanks - 8 Years, Parts - 3 Years, Labor - 1 Year, 18 mos. pro-rated (Clarke® battery warranty doubles with purchase of CBMS)			

WHAT ENHANCES ITS PRODUCTIVITY?

- Fun and comfortable to ride
- 4.1 mph scrub speed (maximum)
- Automatic On-Board Charger
- Close edge cleaning
- Best traction with rear wheel drive
- 72" turning radius

WHAT DOES IT DO BEST?

- Facilitates high speed scrubbing
- Close edge cleaning reduces secondary operations
- Provides best traction in double scrubbing and ramp cleaning

- Leaves floor dry to reduce slip/fall hazards
- Provides safety, comfort, and fun for the operator

WHAT ARE ITS SAFETY FEATURES?

- Unimpeded line of sight
- Fast response braking
- Automatic parking brake
- Deadman seat switch
- Non-skid deck plate
- Easy entry and exit from either side of machine
- Traverse controlled steering eliminates tipping in turns
- Back-up alarm and horn

OPTIONS & ACCESSORIES

- Clarke® Battery Maintenance System
- Poly, Nylon, Lite Grit, Clean Grit, & Super Grit Brushes
- Linatex and gum rubber squeegee blades
- Off aisle spray and vac wand
- ESP solution recycling system
- Low solution, high recovery lights
- Amber strobe caution light
- Recovery tank clean-out port
- Chemical mixing system
- Seat belt
- Head light

Clarke®

2100 Highway 265
Springdale, AR 72764
www.clarkeus.com

DISTRIBUTED BY:

Customer Relations: 1-800-253-0367
Fax Orders to: 1-800-825-2753
Technical Service: 1-800-356-7274

